

Mono PERC 210mm 120 Cells

MS(390-410)MDG-40H Full Black Bifacial

390/395/400/405/410 WP



Reinforced Glass-Glass Designed for Heavy Snow Regions

TwiSun X

- Full Black



30-year Lifespan

Wide range of applications for severe weather with a service life of over 30 years.



High Snow Load

6000 Pa front snow load enable TwiSun X quite suitable for heavy snow area.



Higher Mechanical Load

Upgraded T6 frame and stronger design greatly enhance TwiSun X mechanical load.



More Elegance

Full-black aesthetics, the best choice for BAPV. More excellent for snowy environments.



Adaptability

1/3-cut low-current cell technology adaptable to mainstream European inverters.



High Safety

Higher fire safety, more suitable for high density residential areas.

APPLICATIONS >>



On-grid residential
roof-tops



On-grid commercial/
industrial roof-tops

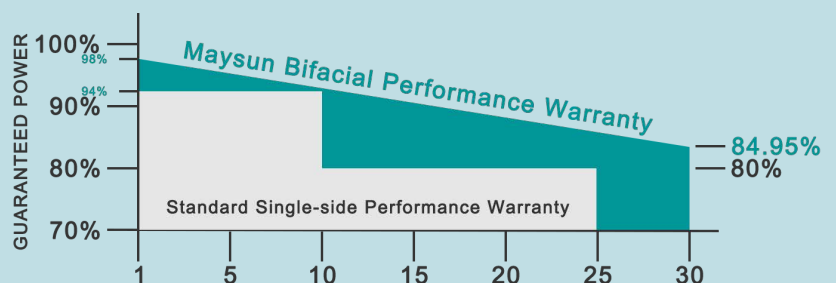


MAXIMUM EFFICIENCY


21.2%

POSITIVE POWER TOLERANCE

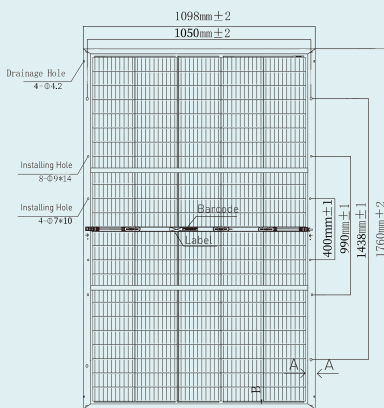
0 ~+5W



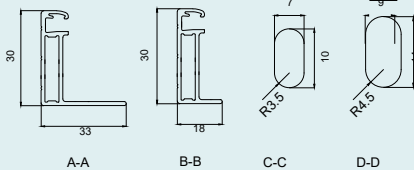
DIMENSIONS OF PV MODULE(mm)



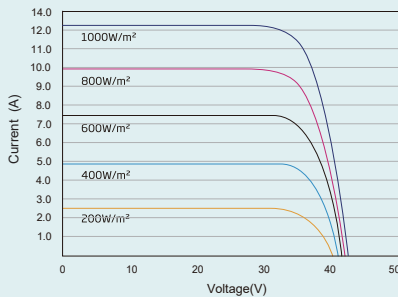
Front View



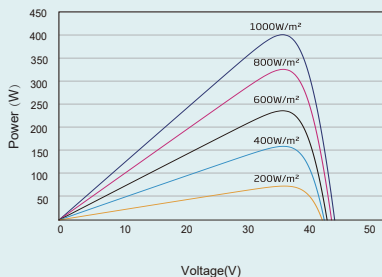
Back View



I-V CURVES OF PV MODULE(400W)



P-V CURVES OF PV MODULE(400W)



ELECTRICAL DATA (STC)

Peak Power Watts-P _{MAX} (Wp)*	390	395	400	405	410
Power Tolerance-P _{MAX} (W)	0 ~ +5				
Maximum Power Voltage-V _{MPP} (V)	33.8	34.0	34.2	34.4	34.6
Maximum Power Current-I _{MPP} (A)	11.54	11.62	11.70	11.77	11.84
Open Circuit Voltage-V _{OC} (V)	40.8	41.0	41.2	41.4	41.6
Short Circuit Current-I _{SC} (A)	12.14	12.21	12.28	12.34	12.41
Module Efficiency η _m (%)	20.3	20.5	20.8	21.1	21.2

STC: Irradiance 1000W/m², Cell Temperature 25°C, Air Mass AM1.5.
*Measuring tolerance: ±3%.

Electrical characteristics with different rear side power gain

5% Maximum Power-P _{MAX} (Wp)	409.5	414.75	420.0	425.25	430.5
5% Module Efficiency η _m (%)	21.32	21.52	21.84	22.15	22.26
15% Maximum Power-P _{MAX} (Wp)	448.5	454.25	460	465.75	471.5
15% Module Efficiency η _m (%)	23.35	23.58	23.92	24.26	24.38
25% Maximum Power-P _{MAX} (Wp)	487.5	493.75	500.0	506.25	512.5
25% Module Efficiency η _m (%)	25.38	25.63	26.0	26.38	26.5

Power Bifaciality: 70±5%.

ELECTRICAL DATA (NOCT)

Maximum Power-P _{MAX} (Wp)	295	298	302	306	310
Maximum Power Voltage-V _{MPP} (V)	31.8	32.0	32.2	32.5	32.8
Maximum Power Current-I _{MPP} (A)	9.26	9.32	9.38	9.41	9.45
Open Circuit Voltage-V _{OC} (V)	38.4	38.6	38.8	38.9	39.1
Short Circuit Current-I _{SC} (A)	9.78	9.84	9.90	9.95	9.99

NOCT: Irradiance at 800W/m², Ambient Temperature 20°C, Wind Speed 1m/s.

MECHANICAL DATA

Solar Cells	Monocrystalline
Cell Orientation	120 cells (5 x 24)
Module Dimensions	1760 mm × 1098 mm × 30 mm
Weight	20 kg
Front Glass	1.6 mm, High Transmission, AR Coated Heat Strengthened Glass
Encapsulant material	POE
Back Glass	1.6 mm, High Transmission, Heat Strengthened Glass
Frame	30 mm Black, anodized aluminium alloy
J-Box	IP 68 rated (3 bypass diodes)
Cables	Photovoltaic Technology Cable 4.0mm ² Portrait: N 1000mm/P 1000mm Length can be customized
Connector	MC4 Compatible

*Please refer to regional datasheet for specific connector.

TEMPERATURE RATINGS

NOCT(Nominal Operating Cell Temperature)	43°C (±2°C)
Temperature Coefficient of P _{MAX}	- 0.35%/°C
Temperature Coefficient of V _{OC}	- 0.27%/°C
Temperature Coefficient of I _{SC}	0.048%/°C

(Do not connect Fuse in Combiner Box with two or more strings in parallel connection)

WARRANTY

30 years Product Warranty
30 years Power Warranty
2% First Year Degradation
0.45% Annual Power Degradation

(Please refer to product warranty for details)

APPLICATION ENVIRONMENT

Operational Temperature	-40~+85°C
Maximum System Voltage	1500VDC
Max Series Fuse Rating	(IEC) 25A
Mechanical Performance	P 6000 Pa/N 2400Pa

PACKAGING CONFIGURATION

Modules per pallet:	37 pieces
Modules per 40' container:	962 pieces



CAUTION: READ SAFETY AND INSTALLATION INSTRUCTIONS BEFORE USING THE PRODUCT.

© 2022 Zhejiang Ganghang Solar Technology Co.,Ltd. All rights reserved. Specifications included in this datasheet are subject to change without notice.

Website: www.maysunsolar.com